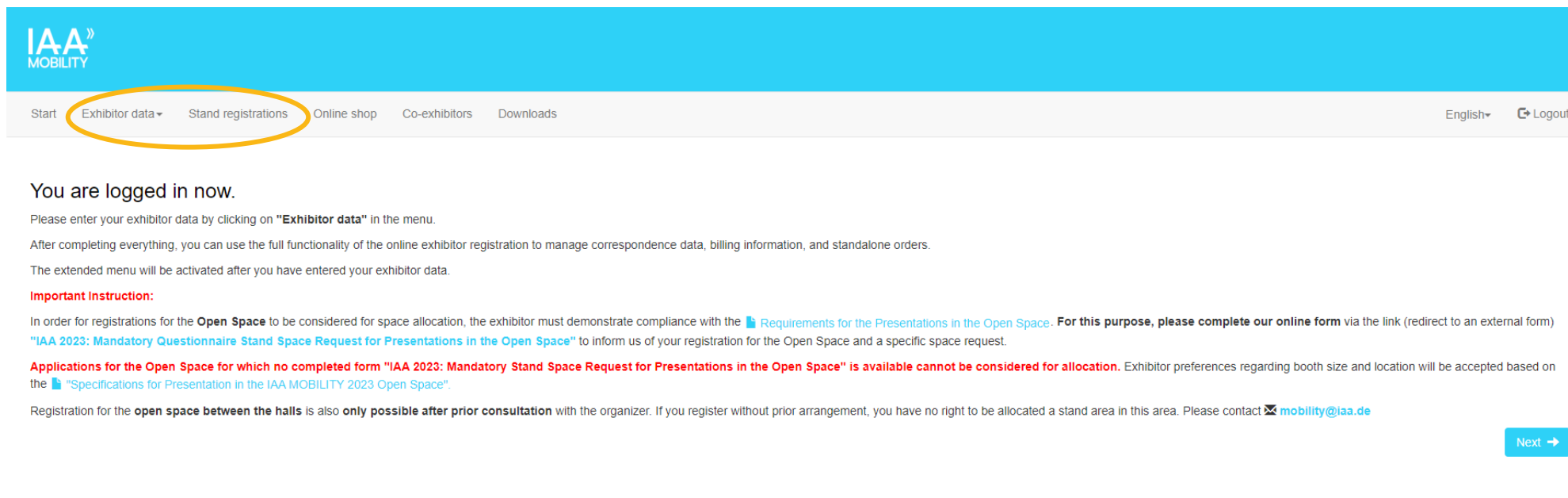


Cycling, E- & Micromobility Registration

If you are interested in one of the Cycling, E- & Micromobility packages (hereinafter referred to as Cycling Packages), you can register them via the [registration portal](#). Please note the following instructions, which are illustrated using an example registration:



The screenshot shows the IAA MOBILITY website interface. At the top, there is a blue header with the IAA MOBILITY logo. Below the header is a navigation bar with several tabs: "Start", "Exhibitor data", "Stand registrations", "Online shop", "Co-exhibitors", and "Downloads". The "Exhibitor data" tab is highlighted with a yellow circle. To the right of the navigation bar, there are links for "English" and "Logout". Below the navigation bar, the main content area displays the message "You are logged in now." followed by instructions on how to enter exhibitor data and manage correspondence data, billing information, and standalone orders. An "Important instruction" section follows, detailing requirements for space allocation and the need to complete an online form. A "Next" button is located at the bottom right of the main content area.

IAA
MOBILITY

Start Exhibitor data ▾ Stand registrations Online shop Co-exhibitors Downloads

English ▾ Logout

You are logged in now.

Please enter your exhibitor data by clicking on "Exhibitor data" in the menu.

After completing everything, you can use the full functionality of the online exhibitor registration to manage correspondence data, billing information, and standalone orders.

The extended menu will be activated after you have entered your exhibitor data.

Important instruction:

In order for registrations for the **Open Space** to be considered for space allocation, the exhibitor must demonstrate compliance with the [Requirements for the Presentations in the Open Space](#). **For this purpose, please complete our online form** via the link (redirect to an external form) "[IAA 2023: Mandatory Questionnaire Stand Space Request for Presentations in the Open Space](#)" to inform us of your registration for the Open Space and a specific space request.

Applications for the Open Space for which no completed form "IAA 2023: Mandatory Stand Space Request for Presentations in the Open Space" is available cannot be considered for allocation. Exhibitor preferences regarding booth size and location will be accepted based on the [Specifications for Presentation in the IAA MOBILITY 2023 Open Space](#).

Registration for the **open space between the halls** is also **only possible after prior consultation** with the organizer. If you register without prior arrangement, you have no right to be allocated a stand area in this area. Please contact ✉ mobility@iaa.de

Next →

After you have successfully logged in, you can edit your exhibitor data and registered areas via the tabs arranged at the top.

To register a Cycling Package and therefore a new stand area, select the tab **Stand registrations**.

Select stand registration

Here you can **add (+ New)** or **edit** your stand registrations. See the document of the [Stand Rental Charges](#) for an overview of the costs per sqm as well as an overview of the bookable [stand packages](#) "Easy" and "Pure" and the [cycling-, e- and micromobility packages](#).

Important note: Each new stand requires a new stand registration!

To complete the process, you must submit your stand requests to the VDA by clicking on the button „**Submit binding and chargeable registration**“ under the sub-menu item "**Approve**".



By registering you accept the [Exhibition Conditions](#) and [Data Protection Regulations](#) of the IAA MOBILITY 2023.

After successfully registering, an automatically generated e-mail with an overview of your order will be sent to you.

[+ New](#)**Important instruction:**

Please note the **minimum stand size** of **25 m² for the Summit** (exhibition grounds) and **50 m² for the Open Space** (city center) when registering. Successfully registered stands can no longer be removed and can be recognized by the green check mark and the note "Approved".

Stands for which data has only been created but not yet submitted to the VDA are marked with the note "Not approved."

IAA Mobility 2023	Contract no.	00001RRA0	 Not approved 
	Your order no.	xx	
	Exhibitor name	KniceCar	
	Booth no.		
	Area [m ²]	81	
	Stand type	Summit Outdoor areas	
	Preferred location		

You will then receive an overview of all stand area that you have started to register (Not approved) or have already fully registered (Released). Above the list, you will find links to all relevant documents, including a brochure of the bookable Cycling Packages.

If you want to book a Cycling Package, you must register a new stand area. To do this, select **New**.

Your stand details

Important Instructions:

Fields marked with an asterisk * are mandatory.

After entering your information, always use **Save** first before continuing with **Next**.

Please **select** your placement preference first and then the booth type or package and enter the stand dimensions.

Click **Save** to save your progress.

Your ordering no. *

Please enter the purchase order nr. of your accounting department. The number will be displayed on the invoice for the stand. If you do not have a purchase order nr, write „xx“.

Preferred Location *

Stand type / package *

Select

Area [m²]

0

Minimum stand size Summit: 25 sqm; Minimum stand size Open Space: 50 sqm

Width [m]

0

Depth [m]

0

Comment

What shall we consider for the stand assignment (e.g. measurements of the exhibits, multi-level construction, wishes for neighbouring stands, flexibility in stand size/stand type, etc.)?

+ Save

← Back

In order to book a new stand area, select your placement preference in the Open Space under *Preferred Location*. You can then select your desired stand package via *Stand type / package*.

IMPORTANT: The placement preference is not binding. The stand location in the Open Space will be allocated by IAA MOBILITY.

Option 1: Book City Special S, City Special M, City Special L or City Special 50/50 Package

The screenshot shows the IAA MOBILITY website interface. The main heading is "Your stand details". On the left, there are "Important Instructions" and a "Please select your placement preference first and then the booth type or package and enter the stand dimensions." section. The main form area contains fields for "Your ordering no.", "Please enter the purchase order nr. of your a", "Preferred Location*", "Stand type / package*", "Area [m²]", "Minimum stand size Summit: 25 sqm; Minimum", "Width [m]", "Depth [m]", and "Comment". A "Stand type" modal is open, displaying a list of stand options. A yellow circle highlights the following options:

Product No.	Stand Type	Area	Price
D5	Open Space		
D13	City Special S	9 + 9 sqm	6.700 €
D14	City Special M	18 + 9 sqm	7.700 €
D15	City Special L	27 + 9 sqm	9.500 €
D16	City Special 50/50	27 + 25 sqm	17.500 €

The modal also includes a "Cancel" button and a "Save" button. The background form has a "Back" button and a "Save" button.

If you are interested in a City Special S, City Special M, City Special L or City Special 50/50 package, you can select it from the list of stand types.

IAA»
MOBILITY

[Start](#)
[Exhibitor data ▾](#)
[Stand registrations](#)
[Online shop](#)
[Co-exhibitors](#)
[Downloads](#)

[English ▾](#)
[Logout](#)

Your stand details

Important instructions:

Fields marked with an asterisk * are mandatory.

After entering your information, always use **Save** first before continuing with **Next**.

Please select your placement preference first and then the booth type or package and enter the stand dimensions.

Click **Save** to save your progress.

Your ordering no. *

XX

Please enter the purchase order nr. of your accounting department. The number will be displayed on the invoice for the stand. If you do not have a purchase order nr, write „xx“.

Preferred Location*

Open Space - Königsplatz ▾

Stand type / package*

City Special L (27 + 9 sqm; 9.500 €)

Select

Area [m²] *

27

Minimum stand size Summit: 25 sqm; Minimum stand size Open Space: 50 sqm

Width [m]

0

Depth [m]

0

Comment

What shall we consider for the stand assignment (e.g. measurements of the exhibits, multi-level construction, wishes for neighbouring stands, flexibility in stand size/stand type, etc.)?

+ Save

← Back

After your selection of the stand type, the *Area (m²)* field will be filled automatically depending on the stand type you have selected and thus the area size specified therein. If you have selected the City Special 50/50 package, please add your desired stand package at the Summit (EASY 25 sqm or PURE 25 sqm) in the comment field below. If you have any further notes or preferences regarding your stand space, you can also add these in the comments field below.

NOTE: Exhibitors with a City Special S, City Special M, City Special L or City Special 50/50 package do not need to complete an additional application for a Summit space as part of the package. This is automatically covered with the registration.

Option 2: Book Connected or Global Visionary Package

Stand type

Product No. D5 Open Space
Product No. D13 City Special S (9 + 9 sqm; 6.700 €)
Product No. D14 City Special M (18 + 9 sqm; 7.700 €)
Product No. D15 City Special L (27 + 9 sqm; 9.500 €)
Product No. D16 City Special 50/50 (27 + 25 sqm; 17.500 €)
Product No. D17 Connected (from 25 + 25 sqm) 15 % discounted package price; please name the requested Easy/Pure package in the comment field
Product No. D18 Global Visionary (from 25 + 25 sqm + Visionary Clubhouse Session) 20 % discounted package price + 25 % discount Visionary Clubhouse Session; please name the requested Easy/Pure package in the comment field

Cancel

Save

Your stand details

Important instructions:
Fields marked with an asterisk * are mandatory.
After entering your information, always use **Save** first before continuing with **Next**.
Please select your placement preference first and then the booth type or package and enter the stand dimensions.
Click **Save** to save your progress.

Your ordering no. *
XX
Please enter the purchase order nr. of your company

Preferred Location*
Open Space - Königsplatz

Stand type / package*
City Special L (27 + 9 sqm; 9.500 €)
Select

Area [m²] *
27
Minimum stand size Summit: 25 sqm; Minimum stand size: 25 sqm

Width [m]
0

Depth [m]
0

Comment
What shall we consider for the stand assignment?

Back

If you are interested in a Connected or Global Visionary package, you can select it from the list of stand types.

Your stand details

Important instructions:

Fields marked with an asterisk * are mandatory.

After entering your information, always use **Save** first before continuing with **Next**.

Please select your placement preference first and then the booth type or package and enter the stand dimensions.

Click **Save** to save your progress.

Your ordering no. *

XX

Please enter the purchase order nr. of your accounting department. The number will be displayed on the invoice for the stand. If you do not have a purchase order nr, write „xx“.

Preferred Location*

Open Space - Königsplatz

Stand type / package*

Connected (from 25 + 25 sqm)

Select

Area [m²] *

27

Minimum stand size Summit: 25 sqm; Minimum stand size Open Space: 50 sqm

Width [m]

0

Depth [m]

0

Comment

Stand package PURE 40m²

What shall we consider for the stand assignment (e.g. measurements of the exhibits, multi-level construction, wishes for neighbouring stands, flexibility in stand size/stand type, etc.)?

+ Save

← Back

After selecting the stand type, you can enter the desired area in the Open Space in the *Area (m²)* field. Here you must enter an area of at least 25 m². Then enter your desired stand package at the Summit in the comment field below (EASY 20/40/60 m² or PURE 20/40/60 m²). If you have any other notes or preferences about your stand space, you can also add them in the comments box below.

NOTE: Exhibitors with a City Connected or Global Visionary package do not need to complete an additional Summit space application as part of the package. This is automatically covered with the registration.

IAA
MOBILITY

StartExhibitor data ▾Stand registrationsOnline shopCo-exhibitorsDownloadsEnglish ▾Logout

Stand dataAdditional Presentation formsInvoice informationCorrespondence addressContactsProduct GroupsApprove

Your stand details

Important Instructions:

Fields marked with an asterisk * are mandatory.

After entering your information, always use **Save** first before continuing with **Next**.

Please select your placement preference first and then the booth type or package and enter the stand dimensions.

Click **Save** to save your progress.

Your ordering no. *
XX
Please enter the purchase order nr. of your accounting department. The number will be displayed on the invoice for the stand. If you do not have a purchase order nr, write „xx“.

Preferred Location *
Open Space - Königsplatz

Stand type / package *
Connected (from 25 + 25 sqm)
Select

Area [m²] *
25
Minimum stand size Summit: 25 sqm; Minimum stand size Open Space: 50 sqm

Width [m]
0

Depth [m]
0

Comment
+ Stand package PURE 40m²
What shall we consider for the stand assignment (e.g. measurements of the exhibits, multi-level construction, wishes for neighbouring stands, flexibility in stand size/stand type, etc.)?

Save

Next →

← Back

As soon as you have finished entering your stand data, you can click on **Save**. After your stand data has been successfully saved, a button with **Next** will appear, through which you can continue with the further obligatory registration steps.

Summary

1. Start registration of a stand area.
2. Select the desired location in the Open Space under **Placement preference**.
3. Select the desired Cycling, E- & Micromobility Package under **Stand Type / Package**.
 - a. Select City Special S, City Special M or City Special L Package.
 - b. Select City Special 50/50 package and add the desired stand package at the Summit (EASY 25 sqm or PURE 25 sqm) in the comment field.
 - c. Select Connected or Global Visionary package and add the desired stand package at the Summit (EASY 20/40/60 sqm or PURE 20/40/60 sqm) in the comment field.
4. Save stand data and continue with the obligatory registration steps.